

1. PERFORMANCE

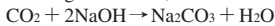
- 1) Measuring range : 0.03-0.7 % 100-1,500 ppm
- Number of pump strokes : 1 (100mℓ) 3 (300mℓ)
- 2) Sampling time : 5 minutes/1 pump stroke
- 3) Detectable limit : 20 ppm (300mℓ)
- 4) Shelf life : 2 years
- 5) Operating temperature : 0 ~ 40 °C
- 6) Temperature compensation : Necessary (See "TEMPERATURE CORRECTION TABLE")
- 7) Reading : Concentration chart method
- 8) Colour change : Purplish blue → Pale pink

2. RELATIVE STANDARD DEVIATION

RSD-low : 10 % RSD-mid : 5 % RSD-high : 5 %

3. CHEMICAL REACTION

By reacting with alkali, PH indicator is discoloured.

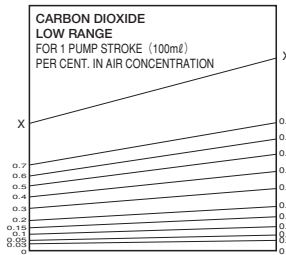
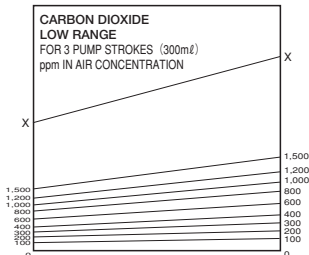


4. CALIBRATION OF THE TUBE

STANDARD GAS CYLINDER METHOD

5. INTERFERENCE AND CROSS SENSITIVITY

Substance	Interference	ppm	Coexistence
Chlorine	The accuracy of readings not affected.		The accuracy of readings is not affected.
Hydrogen sulphide	∕		∕
Nitrogen dioxide	∕		∕
Sulphur dioxide	∕		∕
Hydrogen cyanide	Similar stain is produced.	120	Higher readings are given.



TEMPERATURE CORRECTION TABLE (3 pump strokes)

Chart Readings (ppm)	Corrected Concentration (ppm)				
	0 °C (32 F)	10 °C (50 F)	20 °C (68 F)	30 °C (86 F)	40 °C (104 F)
1,500	1,800	1,650	1,500	1,400	1,350
1,400	1,700	1,550	1,400	1,300	1,250
1,300	1,550	1,400	1,300	1,250	1,150
1,200	1,450	1,300	1,200	1,150	1,100
1,100	1,300	1,200	1,100	1,050	1,000
1,000	1,200	1,100	1,000	950	900
900	1,100	1,000	900	850	800
800	950	900	800	750	700
700	850	750	700	650	600
600	700	650	600	550	500
500	600	550	500	500	450
400	500	450	400	400	350
300	350	300	300	300	250
200	250	200	200	200	200

TEMPERATURE CORRECTION TABLE (1 pump stroke)

Chart Readings (%)	Corrected Concentration (%)				
	0 °C (32 F)	10 °C (50 F)	20 °C (68 F)	30 °C (86 F)	40 °C (104 F)
0.7	0.8	0.75	0.7	0.65	0.6
0.6	0.7	0.65	0.6	0.55	0.5
0.5	0.6	0.55	0.5	0.45	0.4
0.4	0.45	0.4	0.4	0.4	0.35
0.3	0.35	0.3	0.3	0.3	0.25
0.2	0.25	0.2	0.2	0.2	0.2