



**INSTRUCTION MANUAL**  
**METHYL ACRYLATE DETECTOR TUBE**  
 ETHYL ACRYLATE, BUTHYL ACRYLATE, ISOBUTHYL ACRYLATE No.211U

- ★ READ CAREFULLY THIS INSTRUCTION MANUAL AND THE INSTRUCTIONS OF THE ASPIRATING PUMP PRIOR TO USING THIS PRODUCT.
- ★ DO NOT DISCARD THIS INSTRUCTION MANUAL UNTIL ALL THE TUBES IN THIS BOX ARE USED UP.

**1. PERFORMANCE:**

Measuring Range	: 2 - 60 ppm
and Sampling Time	: 3 minutes (2 pump strokes)
Colour Change	: Yellow → Pale blue
Detectable Limit	: 0.5 ppm (2 pump strokes)
Operating Temperature	: 0-40 °C (32-104°F) (Temperature correction is necessary.)
Aspirating Pump	: Model AP-20, AP-20S, 400B, AP-1, AP-1S or 400A

**CAUTION**

1. DETECTOR TUBE CONTAINS CHEMICAL REAGENTS.
2. DO NOT TOUCH THESE REAGENTS DIRECTLY ONCE TUBES WERE BROKEN.
3. KEEP THE TUBES OUT OF THE REACH OF CHILDREN.

**NOTICE**

1. USE ONLY WITH PUMP MODELS AP-20, AP-20S, 400B, AP-1, AP-1S OR 400A. OTHERWISE, CONSIDERABLE ERROR IN INDICATION MAY OCCUR.
2. BEFORE TESTING, CHECK THE ASPIRATING PUMP FOR LEAKS (REFER TO ITEM 9. INSPECTION OF ASPIRATING PUMP). ANY PUMPS SHOWING SIGNS OF LEAKAGE SHOULD BE CORRECTED BEFORE USE.
3. DO NOT USE THIS TUBE OUTSIDE THE STATED OPERATING TEMPERATURE RANGE.
4. STORE TUBES IN A COOL AND DARK PLACE (0-25 °C/32-77°F), AND USE BEFORE EXPIRATION DATE PRINTED ON TOP OF THE BOX.
5. PRIOR TO USE, READ CAREFULLY ITEM 10. USER RESPONSIBILITY.
6. READ THE CONCENTRATION IMMEDIATELY AFTER MEASUREMENT.

**2. SAMPLING AND MEASUREMENT:**

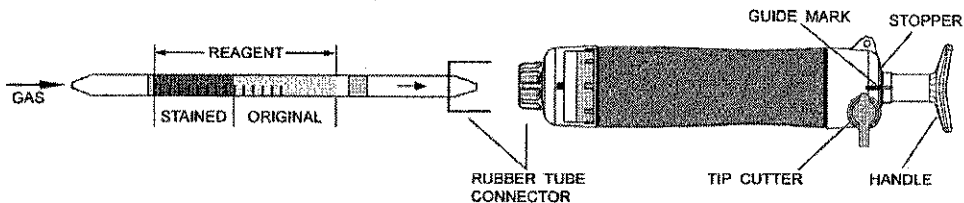


Fig.1

- ① Break both ends of the detector tube.

**CAUTION SAFETY GLASSES AND GLOVES SHOULD BE WORN TO PREVENT INJURY FROM SPLINTERING GLASS.**

- ② Insert the detector tube into the aspirating pump securely as shown in Fig.1. (Arrow mark shall point to the pump.)
- ③ Align the guide marks on the shaft and stopper of the aspirating pump.
- ④ Pull the pump handle at a full stroke until it locks and wait for 1.5 minutes or until the completion of sampling is confirmed with the flow indicator of the pump (See descriptions about the flow indicator in the instruction manual of the pump).
- ⑤ Push back the handle without removing the detector tube from the rubber tube connector so that air in the pump will be discharged perfectly. Then repeat the step ④ once.
- ⑥ On completion of sampling, read the scale at the maximum point of the stained layer.

- SPECIAL NOTE:**
- I. The scale is calibrated at 20 °C (68°F) and 1013hPa. Readings obtained in other circumstances should be corrected (REFER TO ITEM 3. CORRECTION FOR AMBIENT CONDITIONS).
  - II. When the maximum point of the stained layer is unclear or oblique, read the scale at the centre between the longest and shortest points.

**3. CORRECTION FOR AMBIENT CONDITIONS:**

- ① Temperature; Correct the tube reading by following temperature correction table.

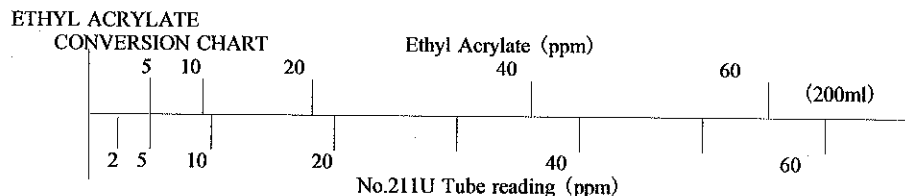
Tube Readings (ppm)	Temperature Correction Table				
	0 °C (32°F)	10 °C (50°F)	20 °C (68°F)	30 °C (86°F)	40 °C (104°F)
60	88	70	60	54	48
40	54	46	40	36	32
20	28	24	20	18	16
10	14	12	10	9	8
5	7	6	5	4	3
2	2	2	2	2	2

- ② Humidity; No corrections is necessary.

- ③ Atmospheric Pressure;

$$\text{True concentration} = \frac{\text{Temperature corrected concentration} \times 1013}{\text{Atmospheric pressure (in hPa)}}$$

**4. CONVERSION CHART AND TEMPERATURE CORRECTION TABLE**




Readings by Conversion chart (ppm)	Temperature Correction Table				
	0 °C (32°F)	10 °C (50°F)	20 °C (68°F)	30 °C (86°F)	40 °C (104°F)
60	80	70	60	52	44
40	52	46	40	34	28
20	27	23	20	17	15
10	14	12	10	9	7
5	7	6	5	4	3

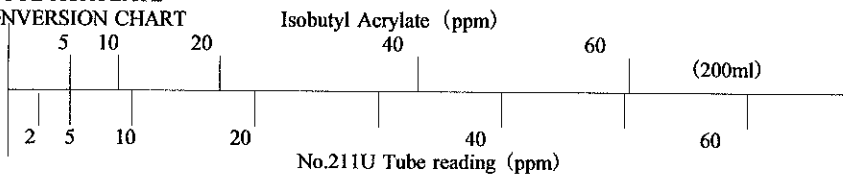
**BUTYL ACRYLATE**

Butyl Acrylate has the same sensitivity at 20 °C to Methyl Acrylate.

Tube Readings (ppm)	Temperature Correction Table				
	0 °C (32°F)	10 °C (50°F)	20 °C (68°F)	30 °C (86°F)	40 °C (104°F)
60	105	80	60	45	32
40	68	54	40	30	22
20	32	26	20	15	11
10	15	13	10	8	5
5	8	7	5	4	3



ISOBUTYL ACRYLATE  
CONVERSION CHART

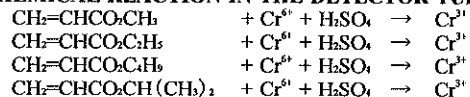


Readings by Conversion chart (ppm)	Temperature Correction Table				
	Corrected Concentration (ppm)				
	0 °C (32°F)	10 °C (50°F)	20 °C (68°F)	30 °C (86°F)	40 °C (104°F)
60	-	90	60	48	40
40	155	57	40	32	27
20	50	27	20	16	14
10	20	13	10	8	6
5	10	6	5	4	3

5. INTERFERENCES:

Alcohols produce a similar stain and will give higher readings. Paraffinic hydrocarbons (over C<sub>3</sub>), Halogenated Hydrocarbon, Esters or Aromatic hydrocarbons change the colour of the whole reagent to dark brown and will give higher readings.

6. CHEMICAL REACTION IN THE DETECTOR TUBE:



7. DISPOSAL OF TUBES:

USED TUBES SHOULD BE DISCARDED CAREFULLY ACCORDING TO RELEVANT REGULATIONS, IF ANY.

8. HAZARDOUS AND DANGEROUS PROPERTIES OF :

Methyl Acrylate	T.L.V.◆: 2 ppm	Explosion range in air: 2.4 - 25 %
Ethyl Acrylate	T.L.V.◆: 5 ppm	Explosion range in air: 1.4 - 14 %
Butyl Acrylate	T.L.V.◆: 2 ppm	Explosion range in air: 1.5 - 9.9 %
Isobutyl Acrylate	T.L.V.◆: —	Explosion range in air: 1.0 - 8.3 %

◆ Threshold Limit Value established by the American Conference of Governmental Industrial Hygienists, 2007.

9. INSPECTION OF ASPIRATING PUMP:

Checking for leaks;

- ① Insert a sealed, unbroken detector tube into the pump.
- ② Align the guide marks on the shaft and stopper of the pump.
- ③ Pull the handle to a full stroke and wait for 1 minute.
- ④ Unlock the handle and allow it to return slowly into the pump by holding the cylinder and handle securely.  
▲CAUTION HANDLE WILL TEND TO SNAP BACK INTO THE PUMP QUICKLY.
- ⑤ If the handle returns completely to the original position, the performance is satisfactory. Otherwise, refer to maintenance procedures shown in the instruction manual of the pump to correct the leakage.

10. USER RESPONSIBILITY:

It is the sole responsibility of the user of this equipment to ensure that the equipment is operated, maintained, and repaired in strict accordance with these instructions and the instructions provided with each Model AP-20, AP-20S, 400B, AP-1, AP-1S or 400A aspirating pump, and that detector tubes are not used which are either beyond their expiration date or have a colour change different to that stated in the Performance specifications.

The Manufacturer and Manufacturer's Distributors shall not be otherwise liable for any incorrect measurement or any damages, whether damages result from negligence or otherwise.

